

# **FIRE DEPARTMENT**



**City of Boston**

**1952**



***Annual Report***

ANNUAL REPORT  
OF THE  
**Fire Department**  
OF THE  
**CITY OF BOSTON**  
FOR THE  
**YEAR ENDING DECEMBER 31, 1952**



CITY OF BOSTON  
PRINTING DEPARTMENT  
1953

## HISTORY

### FIRE COMMISSIONERS

|             |   |
|-------------|---|
| *1874-1876. | Alfred P. Rockwell.   |
| 1877-1879.  | David Chamberlain.  |
| 1879-1883.  | John E. Fitzgerald.   |
| 1883-1885.  | Henry W. Longley.   |
| 1885-1886.  | John E. Fitzgerald.   |
| 1886-1895.  | Robert G. Fitch.  |
| 1895-1905.  | Henry S. Russell.   |
| 1905.       | Patrick J. Kennedy.<br>(Acting February 17—March 20.)       |
| 1905-1908.  | Benjamin W. Wells.  |
| 1908-1910.  | Samuel D. Parker.   |
| 1910.       | Francis M. Carroll.<br>(Acting May 27—September 16.)        |
| 1910-1912.  | Charles C. Daly.  |
| 1912-1914.  | Charles H. Cole.  |
| 1914-1919.  | John Grady.   |
| 1919-1921.  | John R. Murphy.   |
| 1921-1922.  | Joseph P. Manning.<br>(Acting Nov. 8, 1921—April 1, 1922.)  |
| 1922.       | William J. Casey.<br>(Acting April 1—August 24.)            |
| 1922-1925.  | Theodore A. Glynn.  |
| 1926.       | Thomas F. Sullivan.<br>(Acting January 26—July 6.)          |
| 1926-1930.  | Eugene C. Hultman.  |
| 1930-1933.  | Edward F. McLaughlin.                                       |
| 1933.       | Eugene M. McSweeney.<br>(October 16, 1933—January 5, 1934.) |
| 1934-1938.  | Edward F. McLaughlin.                                       |
| 1938-1945.  | William Arthur Reilly.                                      |
| 1945-1946.  | John I. Fitzgerald.<br>(June 7, 1945—January 7, 1946.)      |
| 1946-1950.  | Russell S. Codman, Jr.                                      |
| 1950-       | Michael T. Kelleher.  |

\* Previous to 1874, the Boston Fire Department was in charge of the Chief Engineer.

### CHIEFS OF DEPARTMENT

|            |                      |
|------------|----------------------|
| 1826-1828. | Samuel D. Harris.    |
| 1829-1835. | Thomas C. Amory.     |
| 1836-1853. | William Barnicoat.   |
| 1854-1855. | Elisha Smith, Jr.    |
| 1856-1865. | George W. Bird.      |
| 1866-1874. | John S. Damrell.     |
| 1874-1884. | William A. Green.    |
| 1884-1901. | Louis P. Webber.     |
| 1901-1906. | William T. Cheswell. |
| 1906-1914. | John A. Mullen.      |
| 1914.      | John Grady. (1 day.) |
| 1914-1919. | Peter F. McDonough.  |
| 1919-1922. | Peter E. Walsh.      |
| 1922-1924. | John O. Taber.       |
| 1925-1930. | Daniel F. Sennott.   |
| 1930-1936. | Henry A. Fox.        |
| 1936-1946. | Samuel J. Pope.      |
| 1946-1948. | Napeen Boutilier.    |
| 1948-1950. | John F. McDonough.   |
| 1950-      | John V. Stapleton.   |

[DOCUMENT 12—1953.]



## ANNUAL REPORT

OF THE

## FIRE DEPARTMENT

FOR THE YEAR 1952.

BOSTON, January 2, 1953.

HON. JOHN B. HYNES,  
*Mayor of Boston.*

YOUR HONOR:

Enclosed herewith is a report of the Boston Fire Department for the year 1952.

The property loss during this year was slightly above 1951, which was an exceptionally good experience fire-loss-wise.

During the year we opened a new fire station which will house Engine 42 and Ladder 30 in the Egleston Square section of the city. This was a much-needed improvement to relieve traffic conditions on Washington street in the Egleston Square area and also to save apparatus damage because of the difficulty of getting in and out of the old quarters.

The quarters of Ladder 8 at Fort Hill square, which had stood in this section for more than eighty years, were demolished during the year to make room for a


ramp of the new arterial highway. We were fortunate to acquire land within a few hundred feet of the old location, and construction was started. The new building will be completed in the fall of 1953.

We ordered two new hose wagons during the year, and at the suggestion of the Municipal Research Bureau we tried out the Cambridge plan of buying a chassis and having the Robinson Boiler Works provide the other equipment. These wagons have been completed and they appear to be adequate and satisfactory. The cost of the two wagons aggregates the price of one hose wagon of the standard type purchased previously.

We regret to inform you that the number of alarms has increased by about 10 per cent during the year. False alarms likewise were up about 10 per cent. A year ago in our report we listed the number of false alarms and we were asked by an editorial writer of one of the Boston newspapers, and quite properly so, if there wasn't something that we could do other than add them up. Of course we would like to eliminate or reduce the number of false alarms, but unfortunately we do not have the manpower, and neither does the Boston Police Department, to compete with the malicious and mischievous pulling of false alarms. This is a matter which must be corrected in the homes, churches, and schools of Boston. We will furnish the various agencies with all the material necessary, but public support and public opinion are the only antidotes to this expensive, wasteful, and needless practice.

Grass fires, brush fires, and discarded Christmas tree fires are responsible for a majority of our alarms. Here again the public can be of great assistance to its own defense against the dangers and hazards of fire by a willingness to cooperate in the prevention of such potential fire perils.

It is of interest to note that during the week end of October 31 to November 2 there were 595 alarms



NEW HOUSE OF ENGINE 42 AND LADDER 30, DEDICATED DECEMBER, 1952.



MAYOR'S BREAKFAST TENDERED TO THE PRESIDENT OF THE INTERNATIONAL FIRE CHIEFS ASSOCIATION DURING THEIR CONVENTION HELD IN BOSTON.  
 Left to right: President of the International Fire Chiefs Association, Rudolph H. Swanson, Mayor John B. Hynes, Fire Commissioner Michael T. Kelleher; second row: Chief of Department John V. Stappert, Fire Marshal Edward P. Gillingham, Peter Loftus, Chief of the New York City Fire Department.

## FIRE DEPARTMENT.


5

struck in our city. Obviously, something was radically wrong. We appealed to the general public over the radio to advise them of the situation, and late Sunday afternoon, November 2, we did get considerable co-operation. This week end was extremely important, because on Sunday we were engaged with the Union Wharf fire which taxed the strength of almost the entire department, it being a five-alarm fire which lasted for two days. Elsewhere in this report is a comprehensive history of the Union Wharf fire. The account of the Union Wharf fire gives a pretty good picture of the operation of the department in all its phases when an emergency arises.

Very truly yours,

*Michael T. Kelleher*

Fire Commissioner.




LEAVING THE CATHEDRAL OF THE HOLY CROSS AFTER ANNUAL COMMUNION MASS, SUNDAY, MAY 11, 1952.  
 Left to right: Deputy Chief Franklin B. Sanborn, Fire Commissioner Jacob Grummit, New York City, Deputy Chief John J. Crehan, Fire Commissioner Michael T. Kelleher, Chief of Department John V. Stapleton, Civil Service Commissioner James E. O'Brien, Rear Admiral John L. McCrea.

## PERSONNEL



## FIRE DEPARTMENT



**BOSTON FIRE DEPARTMENT  
1952**

*Fire Commissioner, MICHAEL T. KELLEHER.*

*Chief of Department, JOHN V. STAPLETON.*

*Executive Secretary, WILLIAM D. SLATTERY.*

*Medical Examiner, MARTIN H. SPELLMAN, M.D.*

*Superintendent of Fire Alarm Division, ALBERT L. O'BANION.*


*Superintendent of Maintenance Division, JOHN A. MARTIN.*

*Deputy Chief in Charge of Fire Prevention Division, EDWARD N. MONTGOMERY.*

*Deputy Chief in Charge, Division of Civil Defense, Public Relations, Public Information, FRANKLIN B. SANBORN.*

*Superintendent, Electrical Inspection Division, BERNARD B. WHELAN.*

*Chaplains, VERY REV. MSGR. HENRY J. O'CONNELL (Catholic), REV. HOWARD E. POMEROY (Protestant), RABBI SAMUEL I. KORFF (Jewish).*



MEDAL OF HONOR MEN, BOSTON FIRE DEPARTMENT, 1952.  
Fire Commissioner Michael T. Kelleher presenting medals to Lieut. Emilio F. Marino, Ladder 12; Lieut. James L. Crawford, Ladder 27; Ladderman William J. Fleming, Ladder 4.

### MEDAL OF HONOR MEN BOSTON FIRE DEPARTMENT—1952

*"John E. Fitzgerald Medal."*


Awarded to Lieutenant EMILIO F. MARINO, Ladder Company 12.

*"Walter Scott Medal for Valor."*

Awarded to Ladderman WILLIAM J. FLEMING, Ladder Company 4.

*"Patrick J. Kennedy Medal."*

Awarded to Lieutenant JAMES L. CRAWFORD, Ladder Company 27.




FIREMEN'S MEMORIAL MONUMENT, FOREST HILLS CEMETERY.

## In Memoriam

Deaths of Active Members During 1952

| DATE              | Name                      | Rank              | Company                   |
|-------------------|---------------------------|-------------------|---------------------------|
| March 25.....     | William J. Buckley.....   | Hoseman.....      | Rescue Company 2.         |
| April 4.....      | Harry Moran.....          | Lieutenant.....   | Engine Company 20.        |
| April 8.....      | William P. O'Connell..... | Hoseman.....      | Engine Company 50.        |
| April 18.....     | Richard P. Duffley.....   | Ladderman.....    | Ladder Company 4.         |
| May 7.....        | Michael J. Maher.....     | District Chief... | District 7.               |
| May 18.....       | John C. Murphy.....       | Hoseman.....      | Maintenance Division.     |
| May 27.....       | John A. Brady.....        | Auto Mechanic..   | Maintenance Division.     |
| June 11.....      | John J. O'Brien.....      | Hoseman.....      | Engine Company 23.        |
| June 20.....      | Edward J. Russell.....    | Ladderman.....    | Ladder Company 9.         |
| July 11.....      | Thomas R. Canavan.....    | Hoseman.....      | Engine Company 16.        |
| September 8.....  | John J. Brown.....        | Ladderman.....    | Ladder Company 24.        |
| September 14..... | James A. McCarron.....    | Radio Supervisor  | Fire Alarm Division.      |
| September 23..... | George W. Douglass.....   | Hoseman.....      | Fire Prevention Division. |
| September 29..... | Joseph F. Bithoney.....   | Ladderman.....    | Ladder Company 15.        |
| December 17.....  | Russell L. Kelley.....    | Hoseman.....      | Rescue Company 2.         |



SUZANNE M. LAWRENCE, DAUGHTER OF LADDERMAN FRANK LAWRENCE, LADDER COMPANY 30, PRESENTING BOUTIQUE TO EDWARD F. McLAUGHLIN, JR., "ORATOR OF THE DAY," FIREMEN'S MEMORIAL EXERCISES, FOREST HILLS CEMETERY, JUNE 8, 1932.

## STATISTICS

### APPOINTMENTS — 1952 (Firefighting Division)


| DATE    | NAME                   | ASSIGNMENT        |
|---------|------------------------|-------------------|
| Mar. 5  | William A. Cunningham  | Engine Company 40 |
| Mar. 5  | James S. Walker        | Engine Company 22 |
| Mar. 5  | Edward H. Lambrecht    | Ladder Company 26 |
| Mar. 5  | Frank A. Sullivan      | Engine Company 30 |
| Mar. 5  | Louis M. Harrington    | Engine Company 4  |
| Mar. 5  | James W. Gabaree       | Ladder Company 28 |
| Mar. 5  | Richard F. Stirling    | Engine Company 34 |
| Mar. 5  | John V. Thompson       | Ladder Company 25 |
| Mar. 5  | John J. Scholfield     | Ladder Company 24 |
| Mar. 5  | William F. Wright      | Engine Company 56 |
| Mar. 5  | Albert J. Kniupis      | Ladder Company 18 |
| Mar. 5  | Robert H. Lundquist    | Engine Company 40 |
| Mar. 5  | Edward M. Maguire      | Engine Company 31 |
| Mar. 5  | Joseph V. Morgan       | Engine Company 29 |
| Mar. 5  | Ernest N. DeBenedetto  | Engine Company 48 |
| Mar. 5  | Joseph A. Ferrari      | Engine Company 56 |
| Mar. 5  | William E. O'Connor    | Engine Company 30 |
| Mar. 5  | Edward F. Denault      | Engine Company 50 |
| Apr. 23 | Emmett J. Kiley        | Engine Company 47 |
| Apr. 23 | Robert G. Brady        | Engine Company 11 |
| Apr. 23 | Julian J. Goglia       | Ladder Company 25 |
| Apr. 23 | Francis B. Fermano     | Engine Company 25 |
| Apr. 23 | Ricco T. Intonti       | Engine Company 36 |
| Apr. 23 | Lester W. Monarch, Jr. | Ladder Company 32 |
| Apr. 23 | Richard M. Baldwin     | Ladder Company 18 |
| Apr. 23 | Edward D'Ambrosio      | Engine Company 41 |
| Apr. 23 | Vincent Dimino         | Engine Company 36 |
| Apr. 23 | Daniel M. Watson       | Engine Company 50 |
| May 7   | Edward J. Paris        | Ladder Company 1  |
| May 7   | John F. Hayes          | Engine Company 49 |
| June 11 | Robert D. Doherty      | Engine Company 41 |
| June 11 | John White             | Engine Company 9  |
| June 11 | George T. Donaldo      | Engine Company 45 |
| June 11 | Herbert J. Rose        | Engine Company 27 |
| June 11 | Thomas J. Kerwin       | Engine Company 44 |
| June 11 | Stephen J. Gabrick     | Engine Company 20 |
| June 11 | Paul L. Finn           | Engine Company 56 |
| June 11 | Joseph L. Mirabella    | Engine Company 50 |
| June 11 | Henry M. Durand        | Engine Company 33 |
| Nov. 19 | John J. Foscaldo       | Engine Company 49 |
| Nov. 19 | Maurice J. Feely, Jr.  | Engine Company 40 |
| Nov. 19 | Francis X. Barry       | Ladder Company 31 |
| Nov. 19 | Robert J. Culhane      | Engine Company 40 |
| Nov. 19 | Luca F. Morano, Jr.    | Ladder Company 14 |
| Nov. 19 | Francis A. Ferola      | Ladder Company 15 |
| Nov. 19 | Walter J. Kearney      | Engine Company 16 |
| Nov. 19 | Frank R. Altmar        | Ladder Company 32 |
| Nov. 19 | Edward F. Davis        | Ladder Company 10 |
| Nov. 19 | *Joseph F. Rorke, Jr.  | Ladder Company 21 |
| Nov. 19 | Gaspere G. Panciooco   | Engine Company 31 |
| Nov. 19 | William V. Connolly    | Engine Company 11 |
| Nov. 19 | James W. Parks         | Ladder Company 2  |
| Nov. 19 | William T. Mitchell    | Ladder Company 15 |
| Nov. 19 | Frank C. Jacobs        | Engine Company 11 |
| Nov. 19 | Paul L. Saulnier       | Engine Company 6  |
| Nov. 19 | James F. Holland       | Engine Company 6  |

\* In United States Navy.

### APPOINTMENTS — 1952 (Civilian Division)

| DATE    | NAME                  | ASSIGNMENT               |
|---------|-----------------------|--------------------------|
| Jan. 9  | Ruth P. Sullivan      | Fire Prevention Division |
| Jan. 30 | Patrick J. Kenney     | Maintenance Division     |
| Jan. 30 | John J. Shea          | Maintenance Division     |
| Feb. 6  | Carmen DiLorenzo      | Maintenance Division     |
| Feb. 21 | Anthony R. D'Ambrosio | Fire Alarm Division      |
| April 2 | Clarence A. Moore     | Fire Alarm Division      |
| May 7   | William F. McKenna    | Fire Alarm Division      |
| June 18 | John F. Flynn         | Fire Alarm Division      |
| July 2  | James F. O'Connell    | Fire Alarm Division      |
| July 3  | Dorothy L. Connor     | Headquarters             |
| Dec. 17 | Richard H. Fallona    | Maintenance Division     |





FOUR-ALARM FIRE, BOX 1294, 10:15 A.M., JUNE 10, 1952.

# RETIREMENTS — 1952

| DATE     | NAME                  | RANK                   | COMPANY                  |
|----------|-----------------------|------------------------|--------------------------|
| Jan. 2   | Daniel A. White       | Lieutenant             | Engine Company 53        |
| Jan. 9   | John F. Fitzgerald    | Captain                | Engine Company 49        |
| Jan. 9   | John J. Blakely       | Captain                | Ladder Company 6         |
| Jan. 23  | Joseph W. Griffin     | Ladderman              | Ladder Company 11        |
| Jan. 23  | John F. O'Shea        | Lieutenant             | Ladder Company 28        |
| Jan. 30  | Joseph A. Campbell    | Hoseman                | Engine Company 44        |
| Feb. 1   | Joseph J. Cushman     | Hoseman                | Fire Prevention Division |
| Feb. 1   | John F. Holland       | Aide to Superintendent | Maintenance Division     |
| Feb. 6   | Joseph H. Schiller    | Hoseman                | Engine Company 6         |
| Feb. 6   | John F. Murphy        | Ladderman              | Ladder Company 15        |
| Feb. 6   | William J. McCarthy   | Engineer in Charge     | Maintenance Division     |
| Feb. 13  | Arthur L. Jackson     | Aide to Deputy         | Ladder Company 23        |
| Mar. 1   | Henry J. McLaughlin   | Hoseman                | Engine Company 1         |
| Mar. 19  | Patrick F. O'Neil     | District Chief         | District 9               |
| Mar. 26  | Benjamin F. Finn      | Hoseman                | Engine Company 50        |
| Mar. 26  | Anthony E. Nelson     | Ladderman              | Ladder Company 15        |
| April 1  | Stephen C. Manley     | Hoseman                | Engine Company 55        |
| April 16 | Harley C. Thomas      | Lieutenant             | Ladder Company 25        |
| April 23 | John J. McGowan       | Captain                | Engine Company 41        |
| April 23 | John J. Hagan         | Hoseman                | Engine Company 44        |
| April 23 | Frederick J. Dobbratz | Lieutenant             | Ladder Company 18        |
| April 23 | Elmer R. Porter       | Hoseman                | Lighting Plant 1         |
| May 1    | William J. Connor     | Hoseman                | Engine Company 55        |
| May 1    | John F. Walsh         | Hoseman                | Fire Prevention Division |
| May 14   | Frank J. Gayeski      | Hoseman                | Engine Company 16        |
| May 14   | Arthur I. Bourdo      | Engineer in Charge     | Maintenance Division     |
| May 28   | Thomas J. Mullen      | Hoseman                | Engine Company 54        |
| June 1   | Roger A. Cregg, Jr.   | Hoseman                | Engine Company 6         |
| July 1   | Jeremiah F. Foley     | Ladderman              | Ladder Company 5         |
| July 9   | John M. Keeley        | Engineer               | High Pressure            |
| July 16  | Alexander M. Morrison | Apparatus Operator     | Engine Company 33        |
| July 16  | John F. Cox           | Captain                | Ladder Company 25        |
| Aug. 6   | William M. Conner     | Hoseman                | Engine Company 28        |
| Aug. 13  | Joseph Heil           | Ladderman              | Ladder Company 2         |
| Sept. 24 | Joseph F. McKendrew   | Captain                | Engine Company 40        |
| Oct. 15  | Edward J. Welch       | Captain                | Ladder Company 21        |
| Nov. 12  | Richard F. Fleming    | Ladderman              | Ladder Company 22        |
| Nov. 26  | James Powers          | Hoseman                | Engine Company 54        |
| Nov. 26  | Walter E. Paris       | Hoseman                | Lighting Plant 3         |
| Dec. 1   | Thomas C. Murphy      | Ladderman              | Ladder Company 16        |
| Dec. 1   | John A. Culhane       | Ladderman              | Ladder Company 26        |
| Dec. 10  | John J. Simpson       | Hoseman                | Engine Company 28        |
| Dec. 10  | Walter C. Landry      | Hoseman-Master         | Engine Company 31        |
| Dec. 31  | Hugh G. Tierney       | Stationary Fireman     | Maintenance Division     |

**RETURN TO DUTY FROM ARMED FORCES—1952**

| DATE     | NAME                 | RANK                     | COMPANY           |
|----------|----------------------|--------------------------|-------------------|
| Jan. 30  | William G. Cudmore   | Hoseman . . . .          | Engine Company 25 |
| Feb. 20  | Donald R. Mullen     | Hoseman . . . .          | Engine Company 49 |
| Mar. 12  | William F. Galvin    | Hoseman . . . .          | Engine Company 55 |
| May 5    | John M. Griffin      | Fireman-Master . . . .   | Engine Company 47 |
| June 14  | Richard F. Walsh     | Ladderman . . . .        | Ladder Company 34 |
| June 18  | Charles R. Gove      | Hoseman . . . .          | Engine Company 4  |
| June 21  | Paul W. Buchanan     | Ladderman . . . .        | Ladder Company 12 |
| Sept. 17 | Edwin C. Mahoney     | Ladderman . . . .        | Ladder Company 14 |
| Oct. 15  | Alfred F. Hamel, Jr. | Hoseman . . . .          | Rescue Company 1  |
| Oct. 18  | Thomas J. McGrath    | Lieutenant . . . .       | Engine Company 7  |
| Nov. 10  | Edward J. McNulty    | District Chief . . . .   | District 10       |
| Dec. 17  | Joseph F. Rorke, Jr. | Man on Probation . . . . | Ladder Company 10 |

**REINSTATEMENT — 1952**

|        |                       |                 |                   |
|--------|-----------------------|-----------------|-------------------|
| Dec. 3 | Dominic J. Kolonovich | Hoseman . . . . | Engine Company 56 |
|--------|-----------------------|-----------------|-------------------|

**RESIGNATIONS — 1952**

|         |                    |                            |                      |
|---------|--------------------|----------------------------|----------------------|
| Jan. 26 | Ralph J. DiCarolis | Ladderman . . . .          | Ladder Company 18    |
| Mar. 26 | Albert J. Kniupis  | Man on Probation . . . .   | Ladder Company 18    |
| July 30 | Mary E. Callahan   | Clerk-Stenographer . . . . | Maintenance Division |
| Oct. 29 | Charles M. Walker  | Hoseman . . . .            | Engine Company 49    |



THREE-ALARM FIRE, BOX 3141, NOVEMBER 1, 1952.

### COMPARATIVE FIRE DEPARTMENT EXPENDITURES

|   | 1951                  | 1952                  |
|---|-----------------------|-----------------------|
| 1. PERSONAL SERVICES  |                       |                       |
| Permanent employees . . . . .   | \$8,606,478 13        | \$9,505,825 29        |
| Overtime . . . . .  | 122,091 30            | 177,753 42            |
|   | <u>\$8,728,569 43</u> | <u>\$9,683,578 71</u> |
| 2. CONTRACTUAL SERVICES   |                       |                       |
| Communications . . . . .  | \$27,272 25           | \$30,019 96           |
| Electricity . . . . .   | 46,063 25             | 47,391 75             |
| Gas . . . . .   | 3,151 93              | 3,240 36              |
| Steam . . . . .   | 9,000 00              | 9,794 25              |
| Professional and technical services   | 2,118 97              | 2,106 98              |
| Repairs and maintenance of build-<br>ings and structures . . . . .            | 42,378 86             | 54,388 98             |
| Repairs and servicing of equipment  | 38,955 68             | 37,921 63             |
| Travel expenses — outside the state   | 928 92                | 272 47                |
| Advertising and posting . . . .   | 140 50                | 126 80                |
| Duplicating services . . . . .  | 38 40                 | 84 52                 |
| Cleaning . . . . .  | 5,160 40              | 5,127 45              |
| Freight and express charges . . .   | 2,986 65              | 1,259 10              |
| Printing, binding and ruling . . .  | 6,991 15              | 4,931 08              |
| Other contractual services . . . .  | 2,890 64              | 9,234 19              |
|   | <u>\$188,077 60</u>   | <u>\$205,899 52</u>   |
| 3. SUPPLIES AND MATERIALS   |                       |                       |
| Automotive supplies and materials   | \$84,557 85           | \$93,701 03           |
| Building supplies and materials . .   | 29,924 79             | 29,208 46             |
| Food supplies . . . . .   | 8 00                  | 3 00                  |
| Heating supplies and materials . .  | 100,996 87            | 79,733 14             |
| Household supplies and materials .  | 17,522 88             | 13,219 70             |
| Medical, dental and hospital sup-<br>plies and materials . . . . .            | 1,338 24              | 1,382 11              |
| Office supplies and materials . . .   | 22,108 87             | 22,388 10             |
| Police, traffic control, and firefight-<br>ing supplies and materials . . . . | 37,557 44             | 60,709 26             |
| General operating supplies and<br>materials . . . . .                         | 19,345 96             | 13,754 90             |
| Repair parts and materials (non-<br>automotive) . . . . .                     | 25,111 83             | 28,940 19             |
| Tools and instruments (except medi-<br>cal and laboratory) . . . . .          | 8,114 78              | 8,208 90              |
| Wearing apparel . . . . .   | 34,331 30             | 18,491 88             |
| Other supplies and materials . . . .  | 1,150 44              | 474 31                |
|   | <u>\$382,069 25</u>   | <u>\$370,214 98</u>   |
| 4. CURRENT CHARGES AND OBLIGATIONS  |                       |                       |
| Dues and subscriptions . . . . .  | \$395 27              | \$362 00              |
| Bond and insurance premiums . .   | 1,922 50              | 10 00                 |
| Licenses . . . . .  | 41 50                 | 33 50                 |
| Rents . . . . .   | 5,251 00              | 5,296 98              |
|   | <u>\$7,610 27</u>     | <u>\$5,702 48</u>     |
| Carried forward . . . . .   | \$389,679 52          | \$375,917 46          |


### Comparative Fire Department Expenditures—Concluded

|  | 1951                  | 1952                   |
|--|-----------------------|------------------------|
| Brought forward . . . . .                                      | \$389,679 52          | \$375,917 46           |
| 5. EQUIPMENT   |                       |                        |
| Automotive equipment . . . . .                                 | \$24,353 40           | \$28,223 29            |
| Electrical and mechanical machinery<br>and equipment . . . . . | 7,278 66              | 3,156 87               |
| Engineering and scientific equip-<br>ment . . . . .            | 501 62                | 1,098 99               |
| Firefighting equipment . . . . .                               | 86,129 42             | 72,106 35              |
| Household furniture and equipment                              | 3,486 63              | 3,953 47               |
| Medical, dental and hospital equip-<br>ment . . . . .          | 2,538 85              | 117 00                 |
| Office furniture and equipment . .                             | 6,390 02              | 6,240 04               |
| Signal equipment . . . . .                                     | 29,118 39             | 24,644 31              |
| Library books . . . . .  | 201 00                | 240 00                 |
| Other equipment . . . . .                                      | 1,028 66              | 2,364 10               |
|  | <u>\$161,026 65</u>   | <u>\$142,144 42</u>    |
| DEPARTMENT TOTAL . . . . .                                     | <u>\$9,467,353 20</u> | <u>\$10,407,540 11</u> |

### FIRE DEPARTMENT REVENUE—1952.

|  |                     |
|--|---------------------|
| Permits for storage of inflammable fluids, certificates of<br>registration, etc. . . . . | \$94,800 00         |
| Sale of badges . . . . .   | 3 10                |
| Sale of old condemned hose . . . .   | 85 73               |
| Sale of junk . . . . .   | 658 96              |
| Miscellaneous sales . . . . .  | 1,094 65            |
| Damage to apparatus and motor vehicles   | 289 15              |
| Damage to fire alarm boxes . . . .   | 5,266 52            |
| Total . . . . .  | <u>\$102,198 11</u> |

**FIRE ALARM DIVISION**  
**1952**



FIRE ALARM HEADQUARTERS ON THE FENWAY IN BACK BAY. Boston was the first city in the world to install an electric telegraph fire alarm system. The system was officially put in operation on April 28, 1852.

## FIRE ALARM DIVISION

### GENERAL SUMMARY OF ALARMS

#### TOTAL NUMBER OF ALARMS TRANSMITTED (To Which Apparatus Responded)

|                                 | 1950   | 1951   | 1952   |
|---------------------------------|--------|--------|--------|
| First alarms (boxes).....       | 8,913  | 8,637  | 10,366 |
| Still alarms — Net Total.....   | 7,052  | 6,529  | 8,293  |
| Total alarms — Boston only..... | 15,965 | 15,166 | 18,659 |
| Mutual aid.....                 | 99     | 81     | 85     |
| TOTAL ALARMS.....               | 16,064 | 15,247 | 18,744 |

#### TELEPHONE ALARMS

|  | 1950  | 1951  | 1952  |
|--|-------|-------|-------|
| Alarms received from citizens by telephone (for fire) .. | 5,821 | 5,248 | 6,608 |
| Per cent of total alarms.....                            | 36.2  | 34.4  | 35.2  |

#### FALSE ALARMS

|                               | 1950  | 1951  | 1952  |
|-------------------------------|-------|-------|-------|
| Total false alarms.....       | 2,145 | 2,301 | 2,722 |
| Per cent of total alarms..... | 13.3  | 15.1  | 14.5  |

#### NOTE :

The first electric telegraph fire alarm system in the world (in Boston) cost \$16,000 and consisted of 40 miles of wire, 45 signal boxes or stations, and 16 alarm bells.

The system was officially accepted by the city at noon, April 28, 1852, and the first alarm was received from Station 7, District 1 (now Box 1212), at 8.25 P.M., April 29, 1852. Total box alarms transmitted during 100 years of operation to 12:00 noon, April 28, 1952, 368,807.

Total box alarms transmitted since April 28, 1852, through December 31, 1952, 376,116.

## ANALYSIS OF STILL ALARMS

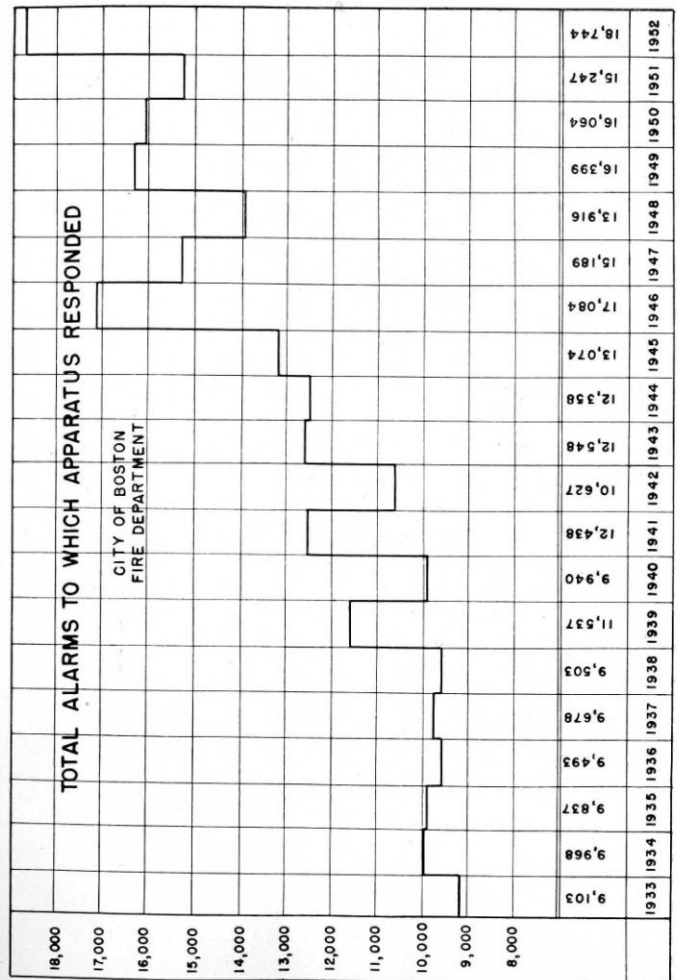
|  | 1950   | 1951  | 1952   |
|--|--------|-------|--------|
| Received from citizens by telephone.....   | 5,821  | 5,248 | 6,608  |
| Received from Police Department.....   | 891    | 806   | 1,087  |
| Received from Fire Department.....   | 1,480  | 1,316 | 1,778  |
| Boxes received — treated as STILLS.....  | 21     | 23    | 29     |
| Emergency calls — treated as STILLS.....   | 1,610  | 1,883 | 1,918  |
| Received from Boston Automatic *.....  | 206    | 169   | 156    |
| Received from A. D. T.*.....   | 144    | 121   | 129    |
| Received from G. A. C.*.....   | 80     | 70    | 46     |
| GROSS TOTAL.....   | 10,253 | 9,636 | 11,751 |
| DEDUCT   |        |       |        |
| Still alarms received for which BOX ALARMS were pulled after and BOX ALARMS were transmitted.... | 102    | 72    | 150    |
| Still alarms received for which BOX ALARMS were transmitted.....                                 | 3,099  | 3,035 | 3,308  |
| NET TOTAL STILL ALARMS.....  | 7,052  | 6,529 | 8,293  |
| MUTUAL AID ALARMS.....   | 99     | 81    | 85     |

\* Does Not include alarms received after still alarm or after City Box Alarm, in which case no action was taken.

NOTE.—NET TOTAL STILL ALARMS indicates number of alarms for which apparatus was dispatched by telephone without Box Alarm, and alarms for which Private Company box only was transmitted without City Box Alarm.

## MULTIPLE ALARM FIRES

|                   | 1948 | 1949 | 1950 | 1951 | 1952 |
|-------------------|------|------|------|------|------|
| Two Alarms.....   | 65   | 64   | 54   | 44   | 44   |
| Three Alarms..... | 18   | 18   | 5    | 7    | 21   |
| Four Alarms.....  | 1    | 2    | 0    | 1    | 2    |
| Five Alarms.....  | 1    | 0    | 2    | 0    | 2    |
| Totals.....       | 85   | 84   | 61   | 52   | 69   |






**SUMMARY OF MULTIPLE ALARM FIRES  
ACCORDING TO MONTHS OF THE YEAR—1952**

| MONTH          | Two<br>Alarms | Three<br>Alarms | Four<br>Alarms | Five<br>Alarms | Totals |
|----------------|---------------|-----------------|----------------|----------------|--------|
| January.....   | 8             | 1               | 0              | 0              | 9      |
| February.....  | 3             | 4               | 0              | 0              | 7      |
| March.....     | 2             | 0               | 0              | 0              | 2      |
| April.....     | 6             | 2               | 0              | 0              | 8      |
| May.....       | 4             | 0               | 0              | 0              | 4      |
| June.....      | 4             | 2               | 1              | 0              | 7      |
| July.....      | 2             | 1               | 0              | 0              | 3      |
| August.....    | 1             | 2               | 0              | 0              | 3      |
| September..... | 4             | 0               | 0              | 0              | 4      |
| October.....   | 3             | 2               | 1              | 0              | 6      |
| November.....  | 3             | 3               | 0              | 1              | 7      |
| December.....  | 4             | 4               | 0              | 1              | 9      |
| Totals.....    | 44            | 21              | 2              | 2              | 69     |

**SUMMARY OF ALARMS  
ACCORDING TO FIRE DISTRICTS—1952**


| No.   | DISTRICT                            | Boxes  | Stills | Total  |
|---|-------------------------------------|--------|--------|--------|
| 1   | East Boston . . . . .               | 463    | 448    | 911    |
| 2   | Charlestown . . . . .               | 429    | 313    | 742    |
| 4   | North and West Ends . . . . .       | 743    | 433    | 1,176  |
| 5   | Business District . . . . .         | 421    | 261    | 682    |
| 6   | South Boston . . . . .              | 975    | 569    | 1,544  |
| 7   | South End and Back Bay . . . . .    | 1,153  | 690    | 1,843  |
| 8   | Roxbury (West) . . . . .            | 1,307  | 819    | 2,126  |
| 9   | Roxbury (East) . . . . .            | 1,165  | 744    | 1,909  |
| 10  | Dorchester (North) . . . . .        | 614    | 630    | 1,244  |
| 11  | Brighton . . . . .                  | 575    | 605    | 1,180  |
| 12  | Jamaica Plain . . . . .             | 561    | 494    | 1,055  |
| 13  | Roslindale (West Roxbury) . . . . . | 619    | 777    | 1,396  |
| 14  | Dorchester (South) . . . . .        | 752    | 870    | 1,622  |
| 15  | Hyde Park . . . . .                 | 589    | 640    | 1,229  |
| Total in Boston . . . . .                           |                                     | 10,366 | 8,293  | 18,659 |
| Mutual Aid to Outside Cities and<br>Towns . . . . . |                                     | —      | 85     | 85     |
| Totals . . . . .                                    |                                     | 10,366 | 8,378  | 18,744 |



THREE-ALARM FIRE, LEWIS WHARF, BOX 1245, JANUARY 29, 1952.

## MUTUAL AID ALARMS

|                 | Response of <i>BOSTON</i><br>to Outside<br>Cities and Towns |      |      |      |      | Response of Adjacent<br>Cities and Towns<br>to <i>BOSTON</i> |      |      |      |      |
|-----------------|---|------|------|------|------|--|------|------|------|------|
|                 | 1948  | 1949 | 1950 | 1951 | 1952 | 1948   | 1949 | 1950 | 1951 | 1952 |
| Brookline.....  | 11  | 7    | 9    | 12   | 10   | 83   | 78   | 71   | 92   | 108  |
| Cambridge.....  | 4   | 1    | 1    | 8    | 10   | 1  | 1    | 2    | 0    | 2    |
| Chelsea.....    | 9   | 8    | 13   | 11   | 11   | 8  | 5    | 7    | 4    | 4    |
| Dedham.....     | 0   | 0    | 2    | 0    | 5    | 15   | 16   | 29   | 20   | 31   |
| Everett.....    | 4   | 0    | 4    | 2    | 2    | 1  | 1    | 3    | 0    | 2    |
| Milton.....     | 3   | 8    | 9    | 8    | 8    | 2  | 2    | 2    | 0    | 3    |
| Newton.....     | 2   | 3    | 6    | 1    | 4    | 14   | 26   | 19   | 16   | 19   |
| Norwood.....    | 0   | 0    | 0    | 1    | 0    | —  | —    | —    | —    | —    |
| Quincy.....     | 3   | 0    | 1    | 4    | 2    | 1  | 2    | 2    | 0    | 3    |
| Revere.....     | 0   | 1    | 1    | 0    | 0    | —  | —    | —    | —    | 0    |
| Saugus.....     | 0   | 0    | 1    | 0    | 0    | —  | —    | —    | —    | —    |
| Somerville..... | 35  | 46   | 52   | 34   | 32   | 27   | 40   | 27   | 38   | 30   |
| Winthrop.....   | 0   | 0    | 0    | 0    | 1    | —  | 2    | 2    | 5    | 1    |
| Totals.....     | 71  | 74   | 99   | 81   | 85   | 152  | 173  | 164  | 175  | 203  |



FIRE ALARM CONSTRUCTION MEN IN ACTION.

## SUMMARY OF FIRE ALARM BOXES

|   |       |
|---|-------|
| Total number of fire alarm boxes in service as of December 31, 1951 | 1,859 |
| Fire alarm boxes installed January 1 to December 31, 1952           | 29    |
| Fire alarm boxes removed January 1 to December 31, 1952             | 13    |
| NET INCREASE in number of fire alarm boxes                          | 16    |
| Total number of fire alarm boxes in service as of December 31, 1952 | 1,875 |

DISTRIBUTION OF FIRE ALARM BOXES  
DISTRICTS

|            |     |             |     |
|------------|-----|-------------|-----|
| District 1 | 105 | District 9  | 122 |
| District 2 | 114 | District 10 | 145 |
| District 3 | 108 | District 11 | 164 |
| District 4 | 68  | District 12 | 117 |
| District 5 | 183 | District 13 | 185 |
| District 6 | 105 | District 14 | 172 |
| District 7 | 144 | District 15 | 143 |
| District 8 |     |             |     |

## DIVISIONS

|            |       |
|------------|-------|
| Division 1 | 395   |
| Division 2 | 596   |
| Division 3 | 884   |
| Total      | 1,875 |

## FIRE ALARM BOXES INSTALLED IN 1952

| DATE     | BOX NUMBER | LOCATION   | DISTRICT |
|----------|------------|--|----------|
| Jan. 16  | 2631       | Washington and Basile Streets.....                                 | 13       |
| Jan. 16  | 2517       | South and St. Rose Streets.....                                    | 12       |
| Jan. 21  | 138        | Embankment Road and Revere Street.....                             | 4        |
| Jan. 22  | 12-3855    | Hemenway School, 30 Millstone Road.....                            | 15       |
| Feb. 11  | 12-6243    | MTA Orient Heights Busway.....                                     | 1        |
| Mar. 4   | 12-245     | Cardinal O'Connell Seminary, 350 South Huntington Avenue.....      | 12       |
| April 9  | 12-2341    | Audubon Hospital, 107 Park Drive.....                              | 8        |
| April 25 | 13-3732    | Hyde Park Convalescent Home, 113 Central Avenue.....               | 15       |
| May 20   | 14-2423    | Mary Murphy Nursing Home, Rockview Street.....                     | 12       |
| May 23   | 13-2382    | Veterans Administration Hospital, 150 South Huntington Avenue..... | 12       |
| May 28   | 4192       | Mystic Docks, Battery Building.....                                | 2        |
| May 28   | 12-4192    | Mystic Docks, Pier No. 1 North.....                                | 2        |
| May 28   | 13-4192    | Mystic Docks, Pier No. 1 South.....                                | 2        |
| June 16  | 4253       | Navy Yard, Building No. 5, Lincoln Avenue and Pier No. 1 West..... | 2        |
| July 8   | 13-245     | Mt. Pleasant Home, 301 South Huntington Avenue.....                | 12       |
| July 9   | 13-2373    | Massachusetts Women's Hospital, 53 Parker Hill Avenue.....         | 8        |
| July 21  | 14-2382    | Veterans Administration Hospital, 150 South Huntington Avenue..... | 12       |
| Aug. 13  | 4219       | Navy Yard, Building No. 204, Henley Street.....                    | 2        |
| Oct. 13  | 12-3115    | Fire Headquarters, 115 Southampton Street.....                     | 9        |
| Oct. 13  | 13-3115    | Fire Alarm Shop and Garage, 115 Southampton Street.....            | 9        |
| Oct. 13  | 14-3115    | Maintenance Division, 890 Massachusetts Avenue.....                | 9        |
| Oct. 14  | 2686       | West Street, Opposite No. 403.....                                 | 15       |
| Oct. 14  | 2695       | Lodgehill Road and Magee Street.....                               | 15       |
| Oct. 15  | 2688       | Ashville Road and Deforest Street.....                             | 15       |
| Oct. 16  | 2681       | Alpheus Road and Bateman Street.....                               | 15       |
| Oct. 17  | 2684       | Alpheus Road and Jeffers Street.....                               | 15       |
| Oct. 20  | 268        | Bateman Street, Opposite No. 30.....                               | 15       |
| Dec. 31  | 2848       | Ledgewood road and Cricket Lane.....                               | 13       |
| Dec. 31  | 2846       | Brook Farm Road and Lyall Street.....                              | 13       |

**FIRE ALARM CONSTRUCTION FORCE  
UNDERGROUND CONSTRUCTION — 1952**

| NUMBER<br>CON-<br>DUCTORS | TYPE OF CABLE           | INSTALLED        |                       | REMOVED          |                       |
|---------------------------|-------------------------|------------------|-----------------------|------------------|-----------------------|
|                           |                         | Feet of<br>Cable | Feet of<br>Conductors | Feet of<br>Cable | Feet of<br>Conductors |
| 2                         | Rubber-Lead.....        | —                | —                     | 825              | 1,650                 |
| 4                         | Rubber-Neoprene.....    | —                | —                     | 52               | 208                   |
| 4                         | Rubber-Lead.....        | —                | —                     | 45               | 180                   |
| 4                         | Polyethylene-P.V.C..... | 7,804            | 31,456                | —                | —                     |
| 6                         | Rubber-Lead.....        | —                | —                     | 1,467            | 8,802                 |
| 7                         | Rubber-Lead.....        | 400              | 2,800                 | 300              | 2,100                 |
| 7                         | Polyethylene-P.V.C..... | 2,960            | 20,720                | —                | —                     |
| 10                        | Polyethylene-P.V.C..... | 7,335            | 73,350                | 300              | 3,000                 |
| 10                        | Rubber-Lead.....        | —                | —                     | 3,390            | 33,900                |
| 15                        | Rubber-Lead.....        | —                | —                     | 100              | 1,500                 |
| 19                        | Rubber-Lead.....        | —                | —                     | 972              | 18,468                |
| 19                        | Polyethylene-P.V.C..... | 1,960            | 37,240                | —                | —                     |
| 20                        | Rubber-Lead.....        | —                | —                     | 45               | 900                   |
| 20                        | Rubber-Neoprene.....    | —                | —                     | 420              | 8,400                 |
| 37                        | Rubber-Lead.....        | —                | —                     | 3,573            | 132,201               |
| 37                        | Polyethylene-P.V.C..... | 3,585            | 132,645               | —                | —                     |
| Totals                    | .....                   | 24,104           | 298,211               | 11,489           | 211,303               |


**SUBMARINE CABLES INSTALLED**

Charles River, Boston to Charlestown, 2 No. 19 Conduit Cables, 1,700 feet each.  
Little Mystic River, Charlestown, 1 No. 19 Conduit Cable, 750 feet.

**OVERHEAD CONSTRUCTION — 1952**

|  | Installed,<br>Feet | Removed,<br>Feet |
|--|--------------------|------------------|
| No. 9 A.W.G. Galvanized, T.B.W.P. . . . .      | —                  | 9,025            |
| No. 10 Copperweld, "Duraline" . . . . .        | 9,430              | —                |
| 2 Conductors, non-metallic cable . . . . .     | 535                | 150              |
| 4 Conductors, non-metallic cable . . . . .     | 3,000              | 850              |
| Total . . . . .                                | 12,965             | 10,025           |
| Line construction installed on 138 poles . . . |                    |                  |
| Line construction removed from 47 poles . .    |                    |                  |
| Line construction transferred on 113 poles .   |                    |                  |

**MAINTENANCE DIVISION  
1952**



INTERIOR VIEW, HIGH PRESSURE STATION 2, ATLANTIC AVENUE.

## FIRE DEPARTMENT.

39

### MAINTENANCE DIVISION

#### RECORD OF HOSE

| PURCHASED  | Condemned   | Repaired    | In Service  | In Stock  |
|------------|-------------|-------------|-------------|-----------|
| 23,063 ft. | 23,497½ ft. | 24,279½ ft. | 251,105 ft. | 6,713 ft. |

#### PAINTING ACTIVITIES


| TYPE OF WORK            | Number of Jobs | Labor Costs | Material Costs | Total Costs |
|-------------------------|----------------|-------------|----------------|-------------|
| Complete apparatus..... | 6              | \$1,985 80  | \$261 00       | \$2,246 80  |
| Partial apparatus.....  | 108            | 1,358 00    | 208 08         | 1,566 08    |
| Miscellaneous.....      | 92             | 1,041 77    | 127 05         | 1,168 82    |
| Total.....              | 206            | \$4,385 57  | \$596 13       | \$4,981 70  |

#### REPAIRS TO APPARATUS

| PERFORMED<br>By →               | B. F. D.<br>Maint. Div. | Outside<br>Concerns | Total        |
|---------------------------------|-------------------------|---------------------|--------------|
| Number of jobs.....             | 6,571                   | 428                 | 6,999        |
| Cost of labor and material..... | \$84,725 54             | \$18,642 87         | \$103,368 41 |

#### REPAIRS TO BUILDINGS

| PERFORMED<br>By →     | B. F. D.<br>Maint. Div. | Outside<br>Concerns | Total       |
|-----------------------|-------------------------|---------------------|-------------|
| Number of jobs.....   | 1,045                   | 230                 | 1,275       |
| Cost of labor.....    | \$28,586 96             | \$17,142 90         | —           |
| Cost of material..... | 6,309 43                |                     |             |
| Total cost.....       | \$34,896 39             | \$17,142 90         | \$52,039 29 |



ONE OF THE TWO NEW HOSE WAGONS BUILT TO DEPARTMENT SPECIFICATIONS IN 1952.

## FIRE DEPARTMENT.

41

### REPAIRS TO HIGH PRESSURE STATIONS

| PERFORMED<br>By →      | B. F. D.<br>Maint. Div. | Outside<br>Concerns | Total      |
|------------------------|-------------------------|---------------------|------------|
| Number of jobs.....    | 14                      | 2                   | 16         |
| Cost of labor.....     | \$796 07                | \$53 35             |            |
| Cost of materials..... | 600 07                  |                     |            |
| Total.....             | \$1,396 14              | \$53 35             | \$1,449 49 |

### REPAIRS TO FIREBOATS

|                                     | COST, MATERIAL                         |          |         | Total    |
|-------------------------------------|--|----------|---------|----------|
|                                     | Lumber                                 | Packing  | Valves  |          |
| B. F. D., Maintenance Division..... | \$134 28                               | \$101 14 | \$50 91 | \$286 33 |
| Outside Concerns.....               | None (no drydocking done during year.) |          |         |          |

### MOTOR EQUIPMENT INVENTORY

| TYPE OF EQUIPMENT             | In Service | In Reserve |
|-------------------------------|------------|------------|
| Pumping Engines.....          | 56         | 10         |
| Hose Wagons.....              | 44         | 9          |
| Aerial Ladders.....           | 23         | 11         |
| Junior Aerials.....           | 8          | 0          |
| City Service Trucks.....      | 3          | 2          |
| Water Towers.....             | 2          | 2          |
| Rescue Wagons.....            | 3          | *1         |
| Wrecking Unit.....            | 1          | 0          |
| Fuel Wagon.....               | 1          | 1          |
| Lighting Plant.....           | 3          | 0          |
| Auxiliary Pumps.....          | 6          | 0          |
| Chief Officers' Cars.....     | 62         | 10         |
| Commercial Cars (Trucks)..... | 26         | 5          |
| Fork Lift Truck.....          | 1          | 0          |
| Caterpillar Tractor.....      | 1          | 0          |
| Totals.....                   | 240        | 51         |


\* Wrecked



## RECORD OF UNIFORM CLOTHING

| ARTICLE                | Received<br>and<br>Distributed | Repaired<br>and<br>Cleansed | Reissued |
|------------------------|--------------------------------|-----------------------------|----------|
| Overcoats.....         | 40                             | 58                          | 72       |
| Sack Coats.....        | 181                            | 53                          | 66       |
| Trousers.....          | 368                            | 203                         | 137      |
| Rubber Fire Coats..... | 338                            | 161                         | 17       |
| Uniform Caps.....      | 1,005                          | —                           | 17       |

FIRE PREVENTION DIVISION  
1952



VIEW OF FIRE DEPARTMENT PHOTOGRAPHY LABORATORY LOCATED AT QUARTERS OF LADDER COMPANY 23.

## FIRE PREVENTION DIVISION

### REVENUE RECEIVED FOR LICENSES, PERMITS, ETC., FOR THE YEAR 1952

| MONTH          | Blasting | Fireworks | License Renewals | Open Air Fires | Permits - Inflammable Fluids | Tank Removals | Overpayments - Deductions | Totals      |
|----------------|----------|-----------|------------------|----------------|------------------------------|---------------|---------------------------|-------------|
| January.....   | \$2 00   | —         | \$257 00         | \$145 00       | \$506 50                     | \$2 00        | —                         | \$912 50    |
| February.....  | 50       | —         | 133 00           | 21 50          | 302 50                       | 50            | —                         | 478 00      |
| March.....     | 3 00     | —         | 4,437 50         | 173 00         | 480 50                       | 50            | —                         | 5,094 50    |
| April.....     | 6 00     | —         | 13,744 00        | 142 00         | 6,120 00                     | 2 00          | —                         | 20,014 00   |
| May.....       | 5 00     | \$1 00    | 18,918 50        | 247 50         | 7,664 00                     | 3 50          | —                         | 26,839 50   |
| June.....      | 3 50     | —         | 5,021 00         | 115 00         | 10,943 00                    | —             | —                         | 16,082 50   |
| July.....      | 4 00     | —         | 3,006 50         | 129 00         | 6,377 50                     | 1 50          | —                         | 9,518 50    |
| August.....    | 4 00     | —         | 5,123 00         | 171 00         | 594 00                       | 2 50          | —                         | 5,894 50    |
| September..... | 4 50     | —         | 4,287 00         | 198 50         | 503 50                       | 2 00          | —                         | 5,055 50    |
| October.....   | 4 00     | —         | 1,783 50         | 254 50         | 957 00                       | 1 00          | —                         | 3,000 00    |
| November.....  | 1 50     | —         | 66 50            | 59 00          | 629 50                       | 1 00          | \$23 00                   | 732 50      |
| December.....  | 2 50     | —         | 175 50           | 182 00         | 791 00                       | 2 00          | —                         | 1,133 00    |
| Totals.....    | \$10 50  | \$1 00    | \$50,973 00      | \$1,538 00     | \$35,929 00                  | \$18 50       | \$25 00                   | \$94,775 00 |

|                              |             |
|------------------------------|-------------|
| Total Receipts for 1951..... | \$95,512 00 |
| Total Receipts for 1952..... | 94,775 00   |
| Decrease.....                | 737 00*     |

\* Decrease in license revenue due to cancellation of licenses in area of construction of John F. Fitzgerald Highway.

FIRE DEPARTMENT.

### SUMMARY OF INSPECTIONS AND INVESTIGATIONS — 1952

#### GENERAL INSPECTIONS

|   |        |
|---|--------|
| Dwelling houses, other than 1- and 2-family . . . . .   | 12,704 |
| Places of assembly, cabarets, dance halls, etc. . . . . | 4,727  |
| Mercantile and manufacturing occupancy . . . . .        | 2,598  |
| Department, small retail stores, etc. . . . .           | 2,855  |
| Mystic Docks, Charlestown . . . . .                     | 1,994  |
| Waterfront (other than Mystic Docks) . . . . .          | 4,452  |
| Reinspections (all types) . . . . .                     | 5,272  |

#### SPECIAL INSPECTIONS AND SURVEYS

|   |     |
|---|-----|
| Private schools . . . . .                                     | 221 |
| Oil farms . . . . .   | 11  |
| Film exchanges . . . . .                                      | 84  |
| Boarding homes for the aged, convalescent homes, etc. . . . . | 121 |
| Jails, institutions, etc. . . . .                             | 26  |
| Reinspections (all types) . . . . .                           | 118 |

#### INSPECTIONS BY FIRE COMPANY OFFICERS

|   |        |
|---|--------|
| Building inspections . . . . .                                | 15,888 |
| Theaters . . . . .  | 4,596  |
| Schoolhouses . . . . .  | 3,941  |
| Public buildings . . . . .                                    | 820    |
| Carbarns . . . . .  | 720    |
| Range Fuel Oil Burner inspections (new equipment) . . . . .   | 2,367  |
| Power Fuel Oil Burner inspections (new equipment) . . . . .   | 4,967  |
| Inflammable fluids, storage facilities . . . . .              | 3,526  |
| Open air fires . . . . .                                      | 644    |
| Tank removals . . . . .                                       | 37     |
| License renewals, garage, repair shop, inflammables . . . . . | 2,755  |
| License renewals, parking lots . . . . .                      | 381    |
| License petitions (location approvals) . . . . .              | 164    |
| Blasting . . . . .  | 86     |
| Boarding homes for children . . . . .                         | 27     |
| Day nurseries . . . . .                                       | 65     |
| Hospitals . . . . .   | 72     |
| Reinspections (all types) . . . . .                           | 7,223  |

Total Inspections and Reinspections . . . . . 83,463

|  |        |
|--|--------|
| Hazardous conditions remedied . . . . .                      | 19,314 |
| Conditions referred to other departments (written) . . . . . | 744    |

#### FIRE DRILLS

|  |     |
|--|-----|
| Schools . . . . .                                  | 804 |
| Theaters . . . . .                                 | 319 |
| Hospitals, institutions, etc. . . . .              | 246 |
| Industrial and mercantile establishments . . . . . | 438 |

### CHEMICAL LABORATORY Summary of Analyses and Tests — 1952

|   |     |
|---|-----|
| Tests of flammable liquids . . . . .            | 40  |
| Tests of decorative materials . . . . .         | 710 |
| Analyses of materials for Arson Squad . . . . . | 8   |

### PHOTOGRAPHIC LABORATORY Summary of Activities — 1952

|  | NEGATIVES |
|--|-----------|
| Suspicious and undetermined fires . . . . .              | 743       |
| Fires — other than suspicious and undetermined . . . . . | 720       |
| Accidents . . . . .                                      | 672       |
| Administration . . . . .                                 | 70        |
| Department personnel . . . . .                           | 700       |

A total of 5,480 prints were developed from these negatives.