

Boston Fire Department



**Annual Report
1982**

ANNUAL REPORT
OF THE
FIRE DEPARTMENT
FOR THE YEAR 1982

HISTORY

FIRE COMMISSIONERS

*1874-1876	Alfred P. Rockwell
1877-1879	David Chamberlain
1879-1883	John E. Fitzgerald
1883-1885	Henry W. Longley
1885-1886	John E. Fitzgerald
1886-1895	Robert G. Fitch
1895-1905	Henry S. Russell
1905	Patrick J. Kennedy (Acting Feb. 17- March 20)
1905-1908	Benjamin W. Wells
1908-1910	Samuel D. Parker
1910	Francis M. Carroll (Acting May 27-Sept. 16)
1910-1912	Charles C. Daly
1912-1914	Charles H. Cole
1914-1919	John Grady
1919-1921	John R. Murphy
1921-1922	Joseph P. Manning (Acting Nov. 8, 1921-Apr. 1, 1922)
1922	William J. Casey (Acting April 1-August 24)
1922-1925	Theodore A. Glynn
1926	Thomas F. Sullivan (Acting Jan. 26-July 6)
1926-1930	Eugene C. Hultman
1930-1933	Edward F. McLaughlin
1933-1934	Eugene M. McSweeney (Oct. 16, 1933- Jan. 5, 1934)
1934-1938	Edward F. McLaughlin
1938-1945	William Arthur Reilly
1945-1946	John I. Fitzgerald (June 7, 1945-Jan. 7, 1946)
1946-1950	Russell S. Codman, Jr.
1950-1953	Michael T. Kelleher
1953-1954	John F. Cotter
1954-1959	Francis X. Cotter
1959	Timothy J. O'Connor (March 2-Dec. 31)
1960-1961	Henry A. Scagnoli
1961-1966	Thomas J. Griffin
1966	Henry A. Scagnoli (Acting July 1-August 17)
1966-1968	William J. Fitzgerald
1968-1975	James H. Kelly
1975	George H. Paul (From July 11)

*Previous to 1874, the Boston Fire Department was in charge of the Chief Engineer.

HISTORY

CHIEFS OF DEPARTMENT

1826-1828	Samuel D. Harris
1829-1835	Thomas C. Amory
1836-1853	William Barnicoat
1854-1855	Elisha Smith, Jr.
1856-1865	George W. Bird
1866-1874	John S. Damrell
1874-1884	William A. Green
1884-1901	Louis P. Webber
1901-1906	William T. Cheswell
1906-1914	John A. Mullin
1914	John Grady (1 day)
1914-1919	Peter F. McDonough
1919-1922	Peter E. Walsh
1922-1924	John O. Taber
1925-1930	Daniel F. Sennott
1930-1936	Henry A. Fox
1936-1946	Samuel J. Pope
1946-1948	Napeen Boutlier
1948-1950	John F. McDonough
1950-1956	John V. Stapleton
1956	Edward N. Montgomery
1956-1960	Leo C. Driscoll
1960-1963	John A. Martin
1963-1966	William A. Terrenzi
1966-1967	James J. Flanagan
1967-1969	John E. Clougherty
1969-1970	Joseph F. Kilduff
1970	George H. Paul

(From April 1, 1970)

1982

Fire Commissioner
GEORGE H. PAUL

Chief of Department
GEORGE H. PAUL

Deputy Fire Chief
Executive Assistant to the Commissioner
JOSEPH M. CLASBY

Executive Assistant to the Commissioner
GERARD J. HORGAN

Department Medical Examiner
JOHN F. MAHONEY, M.D.

Deputy Fire Chief in Charge
Training and Research Division
FRANCIS G. LINSO

Deputy Fire Chief in Charge
Fire Prevention Division
JOHN D. WHITE

District Fire Chief in Charge
Planning and Logistics Division
WALTER J. CAMERON

Superintendent of Maintenance Division
ROBERT P. LEON

Superintendent of Fire Alarm Division
JOHN M. MURPHY

Chaplains
REV. MSGR. JAMES J. KEATING, Catholic
REV. JOHN E. BARCLAY, Protestant
RABBI IRA A. KORFF, Jewish

BOSTON FIRE DEPARTMENT TABLE OF ORGANIZATION

FIRE COMMISSIONER
George H. Paul
CHIEF OF DEPARTMENT
George H. Paul

EXECUTIVE ASSISTANT TO THE COMMISSIONER
Gerard J. Horgan

EXECUTIVE SECRETARY
Richard F. Finnigan

SR. ADMINISTRATIVE ASSISTANT
John F. O'Neil
Michael F. Larkin

DATA PROCESSING
Deputy Fire Chief
Paul A. Christian

EXECUTIVE ASSISTANT TO THE COMMISSIONER
Deputy Fire Chief, Joseph M. Clasby

MEDICAL EXAMINER
Dr. John F. Mahoney

CIVILIAN
PERSONNEL

MAINTENANCE
DIVISION

PUBLIC
INFORMATION

PUBLIC
EDUCATION

PAYROLL

FIRE PREVENTION
DIVISION

PLANNING AND
LOGISTICS DIV.

TRAINING AND
PERSONNEL
DIVISION

FIRE FIGHTING
DIVISION 1 DEPUTY CHIEF

FIRE FIGHTING
DIVISION 2 DEPUTY CHIEF

DISTRICT
1

DISTRICT
3

DISTRICT
4

DISTRICT
6

DISTRICT
11

DISTRICT
5

DISTRICT
7

DISTRICT
8

DISTRICT
9

DISTRICT
10

DISTRICT
12

BOSTON FIRE DEPARTMENT UNIT LOCATION CHART											
DIVISION	DISTRICT	ENGINE COMPANIES				LADDER COMPANIES				MISC.	
1	1 East Boston	5	9	56		2	21				
	3 Downtown Charlestown	4	8	10	32	1	9	24		R1 MU	
	4 Back Bay South End	3	7	22	33	15	17				
	6 South Boston	2	39			18	19				
	11 Brighton	29	41	51		11	14				
	5 Roxbury	14	37			4	26				
2	7 North Dorchester	17	21	24		7	23				
	8 South Dorchester	16	18	20		6					
	9 Jamaica Plain	28	42			10					
	10 West Roxbury	30	49	55		25					
	12 Roslindale Hyde Park	48	52	53		16	28	29			

12-31-82

Portable Deck Gun
 Foam Eductor
 "SQURT"
 Hurst Tool
 Survival Suit

BOSTON FIRE DEPARTMENT

MEDAL OF HONOR WINNERS - 1982

"JOHN E. FITZGERALD MEDAL FOR MOST MERITORIOUS ACT"

awarded to

Fire Lieutenant Anthony J. Orlando, Engine 21

"WALTER SCOTT MEDAL FOR VALOR"

awarded to

Fire Lieutenant George M. Sacco, Ladder 2

ROLL OF MERIT

Fire Lieutenant Donald C. Kernan, Fire Prevention Division

Fire Fighter John T. Brignoli, Ladder 7

DISTINGUISHED SERVICE AWARD

Assistant Chaplain Reverend Daniel J. Mahoney

DEATH OF ACTIVE MEMBER IN 1982

October 21, 1982

Robert T. Gorman

Fire Fighter, Engine 41

APPOINTMENT OF FIREFIGHTERS ON PROBATION

December 8, 1982

Isaac R. Hendricks
Paul S. Arathuzik
John F. Alves
Paul G. Carey
Peter N. Readdy
Michael Bates
William P. Kenneally
Nathan D. Canzater
George J. Carey, Jr.
Ronald L. Cook
Bernard J. Tully
Domingo F. McKinney
Robert L. Dowling
Tillman J. Coy, Jr.
Jan M. Jefferson
Elliot Coleman, Jr.
John J. Foscaldo
Jerome P. Posey
Robert J. McGrath
Anthony J. O'Brien
David J. Bergdoll
Michael I. Blackley
Kevin A. Morton
Edgar Rodriguez, Jr.
Ralph P. Walker
Theophilus Edmonds
Anthony C. Gaston
Louis J. Cristadoro
Marcus Anderson
Torin M. Little
Donald L. Mathes
Vencent L. Easterling
Walter J. Mack
William H. A. Roach
Phillip P. Wornum
Martin M. Andrews
Sheldon K. Jackson

RETIREMENTS - 1982

<u>Rank</u>	<u>Name</u>	<u>Appointment</u>	<u>Retirement</u>
Firefighter	Edward V. Lowney	Dec 12, 1951	Jan 6, 1982
Firefighter	Robert P. Curran	Jul 27, 1966	Jan 6, 1982
Firefighter	William J. Mantville	May 2, 1951	Jan 8, 1982
Firefighter	George J. Holland	Oct 19, 1955	Jan 8, 1982
Firefighter	John C. Hullam	Oct 20, 1976	Jan 8, 1982
Fire Capt.	James F. McMahon	Jan 22, 1947	Jan 13, 1982
Fire Capt.	John P. Keaveney	Jan 22, 1947	Jan 13, 1982
Fire Lieut.	Leon G. Crispo	Jan 21, 1948	Jan 13, 1982
Fire Lieut.	William T. Mitchell	Nov 19, 1952	Jan 13, 1982
Firefighter	John J. Farley	Dec 24, 1969	Jan 13, 1982
Firefighter	Joseph F. Hoar	Jul 21, 1948	Jan 15, 1982
Firefighter	William P. Powers	Apr 27, 1955	Jan 20, 1982
Firefighter	James F. Corrigan	Jan 21, 1948	Feb 1, 1982
Fire Lieut.	Paul J. O'Brien	Feb 9, 1949	Feb 1, 1982
Fire Lieut.	Victor R. Leazott	Jun 4, 1958	Feb 1, 1982
Firefighter	Vincent R. Scalli	Dec 24, 1969	Feb 1, 1982
Firefighter	Donald E. Blake	Jan 18, 1967	Feb 3, 1982
Fire Capt.	Charles C. MacDonald	Jan 29, 1947	Mar 1, 1982
Fire Lieut.	Dennis E. Dennehy	Oct 25, 1944	Mar 1, 1982
Firefighter	Angelo J. Fucillo	Jul 20, 1949	Mar 1, 1982
Firefighter	Carmen A. Companaro	Apr 27, 1955	Mar 1, 1982
Firefighter	Leo W. Natale	Jan 18, 1961	Mar 1, 1982
Firefighter	Allan A. Curry	Oct 20, 1976	Mar 1, 1982
Firefighter	John F. LaPorte	Sep 27, 1972	Mar 1, 1982
Firefighter	Henry Rose	Apr 27, 1949	Apr 1, 1982
Fire Lieut.	David E. Johnson	Feb 3, 1947	Apr 1, 1982
Firefighter	Joseph V. Morgan	Mar 5, 1952	Apr 1, 1982
Wrkg Foreman	Robert G. Gordon	Aug 19, 1959	Apr 30, 1955
Firefighter	Edward P. Connolly	Jan 29, 1947	May 1, 1982
Firefighter	James B. Stack	Oct 22, 1969	May 1, 1982
Firefighter	Eugene H. King	Jan 19, 1977	Jun 1, 1982
Fire Lieut.	William E. Hackett	Jan 22, 1947	Jul 1, 1982
Firefighter	Robert A. Cook	Jan 22, 1947	Jul 1, 1982
Fire Lieut.	William J. Flemming	Jan 29, 1947	Jul 23, 1982
Firefighter	Michael J. Giunta	Sep 2, 1942	Sep 1, 1982
Firefighter	Peter J. Martinelli	Mar 19, 1975	Sep 1, 1982
Firefighter	Charles P. McNally	Jan 26, 1949	Sep 1, 1982
Fire Lieut.	Frank Gambardello	Nov 16, 1955	Sep 29, 1982
Dist. Chief	Thomas F. Bohan	Jan 22, 1947	Oct 17, 1982
Firefighter	Kenneth F. DeCarlo	May 12, 1971	Nov 1, 1982
Dist. Chief	Frank A. Sikora	Sep 1, 1943	Dec 1, 1982
Dist. Chief	Patrick J. Roache	Jan 29, 1947	Dec 1, 1982
Firefighter	Francis X. Barry	Nov 19, 1952	Dec 1, 1982
Firefighter	James C. Willard	Sep 4, 1963	Dec 1, 1982
Firefighter	John M. Loughman	Feb 19, 1947	Dec 1, 1982



COMPARATIVE FIRE DEPARTMENT
EXPENDITURES

	<u>1980 - 1981</u>	<u>1981 - 1982</u>
1. Personnel Services		
Permanent Employees	\$48,986,343	\$40,513,911
Overtime	1,821,713	2,140,554
Unemployment Comp	0	365,584
Workmens comp	0	156,136
Total Personnel Services	<u>\$50,808,056</u>	<u>\$43,176,185</u>
2. Contractual Services		
Communications	157,046	156,511
Light, Heat, and Power	557,156	555,498
Repairs and Maintenance of		
Buildings and Structures	100,619	81,935
Repairs and Servicing of Equip	272,974	299,142
Transportation of Persons	1,207	603
Misc Contractual Services	49,859	65,902
Total Contractual Services	<u>\$1,138,861</u>	<u>\$1,159,591</u>
3. Supplies and Materials		
Food Supplies	0	600
Automotive supplies and Mat	469,698	356,974
Heating Supplies and Mat	457,915	390,804
Household Supplies and Mat	15,549	16,169
Medical and Dental Supplies	906	6
Offices Supplies and Mat	32,228	19,352
Misc Supplies and Mat	184,079	155,354
Clothing Allowance	600,300	89,350
Total Supplies and Materials	<u>\$1,760,675</u>	<u>\$1,028,609</u>
4. Current Charges and Obligations		
Other Current Charges	<u>\$952,643</u>	<u>\$419,195</u>
5. Equipment		
Automotive Equipment	9,600	0
Office Furniture and Equip	12,729	1,600
Miscellaneous Equipment	377,481	38,297
Total Equipment	<u>\$399,810</u>	<u>\$39,897</u>
Grand Total	<u>\$55,060,045</u>	<u>\$45,823,477</u>

1982 ANNUAL REPORT

During the year 1982, the Boston Fire Department made progress in rebuilding its strength after the reduction of manpower which was caused by the implementation of Proposition 2 1/2 during 1981. The total strength of the Department increased from a low of 1402 men at the end of 1981 to 1597 men as of December 31, 1982. On March 11, 1982, 101 Firefighters, who had been laid off for budgetary reasons in 1981 were reinstated to the rank of firefighter. As a result of the passage of the Tregor Bill by the State Legislature on June 29, 1982, the remaining 150 Laid Off Firefighters were rehired on June 30, and all of the Officers who had been reduced in rank were restored to their former rank. On December 8, 1982, a recruit class of 39 men were appointed as firefighters on Probation, and these were the first appointments to the Fire Department since February of 1980.

Despite the increase in Department strength toward the middle of the year, it was necessary to deactivate three additional fire companies early in 1982. On January 14, 1982, Engine Company 49 in the Readville section of Hyde Park, Aerial Tower 2 at Neponset, and Rescue Company 2 in Roxbury were deactivated. On the same day, Engine Company 10 was relocated from its quarters at 127 Mt Vernon St on Beacon Hill to the quarters of Rescue Company 1 at 123 Oliver St in Downtown Boston. Ladder 6 was relocated from their old quarters at 6 Gallivan Blvd in Dorchester to the quarters of Engine 18 at 1884 Dorchester Ave. The firehouses at 127 Mt. Vernon St (Engine 10) and 209 Neponset Valley Pkwy (Engine 49) were closed. Due to the improved manpower situation during the summer months the department was able to reactivate Engine 49 at their old quarters in Readville on July 21.

During the summer of 1982, the Boston Fire Department was plagued by a rash of Arson Fires which taxed the resources of the Department. Beginning early in June, the Department experienced several nights in which simultaneous multiple alarm fires occurred, mostly in vacant structures in Dorchester, Roxbury, Jamaica Plain, and South Boston. The height of this activity occurred in the early morning hours of June 11 when there were 28 incidents between midnight and 0800 hours, including one nine alarm fire in a vacant factory in Jamaica Plain, a six alarm fire in an old YMCA in Dorchester, five alarms in a large frame professional building in Jamaica Plain, and three alarms in three deckers in the Savin Hill section of Dorchester. These simultaneous fires required Mutual Aid assistance from 22 suburban communities which sent 29 engine companies, one ladder company, and one Aerial Tower to Boston's assistance, either to the fire or to cover. There were several other busy evenings during the summer months which produced simultaneous fire activity. There were 23 multiple alarm fires in June, 24 in July, and 21 in August. The July total of 24 equaled the all time high which was set in April of 1976. The


increase of Arson fires received prominent coverage by the news media which focused national attention on Boston and stressed the need for greater awareness by the public as well as increased fire prevention activity at the city level. The Fire Department Arson Squad was subsequently increased in size and became more effective through improved surveillance methods, a program which is covered in greater detail later in this report.

The number of alarms to which the Department responded declined during the year, continuing a trend which began after the peak year of 1975. Total alarms declined by 11% from 50,010 in 1981 to 44,484 alarms in 1982. The number of fires also declined, from 15,190 last year to 13,159 in 1982, and false alarms went down from 12,988 to 11,803 in 1982.

There was no new fire apparatus purchased during 1982, but Engine 49 returned to service on July 21 equipped with a 1981 Sutphen / GMC 750 GPM midi pumper. Also, during the year, a 1973 Maxim 1500 GPM pumper was completely refurbished and assigned to Engine 22 on October 3, 1982. At years end the department was preparing specifications for badly needed fire apparatus to be purchased in 1983.

On December 18, 1982, Boston placed a completely new Mutual Aid running card into effect governing the response of Boston fire apparatus to all thirty-three cities and towns in the Metro Fire District. Work was also in progress at years end for new assignment cards for response covering nine alarms to every fire box in the City of Boston. The current assignment card has not been revised since the deactivation of twenty one fire companies in 1981.

During 1982 the Boston Fire Department took delivery of a new Wang OIS 140 Word Processing System. This system has computerized department correspondence, general and special orders, sick and injury records, and the new Running Cards. Two of the four work stations were located in the Fire Commissioners' office, and the Fire Marshals' office. The system is expandable to 32 work stations, and plans are underway to locate these units in each of the administrative offices as well as in the Maintenance Division and Fire Alarm.

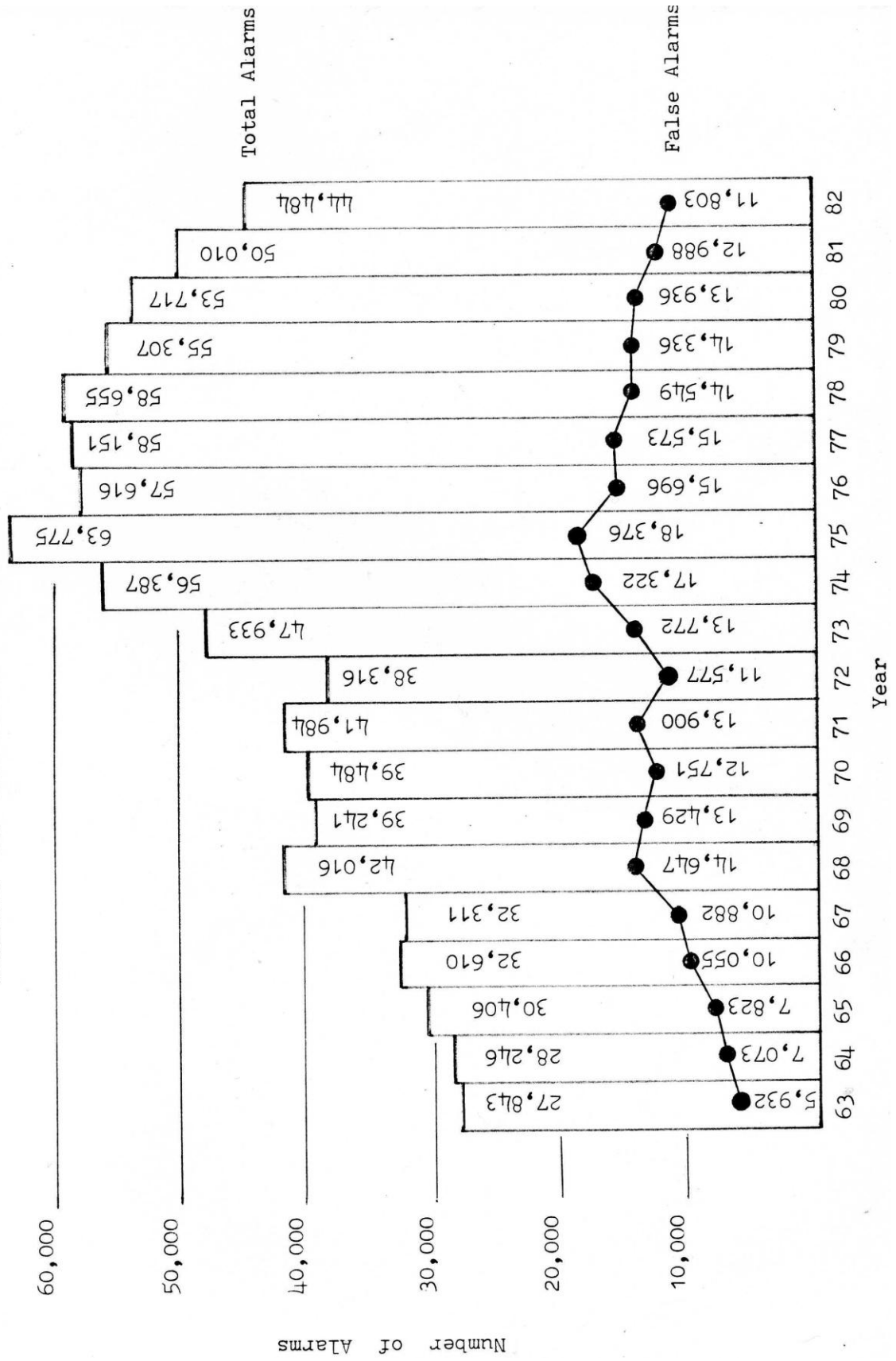


BOSTON FIRE DEPARTMENT

1982 STATISTICS

BOSTON FIRE DEPARTMENT

TREND OF ALARMS 1963 - 1982



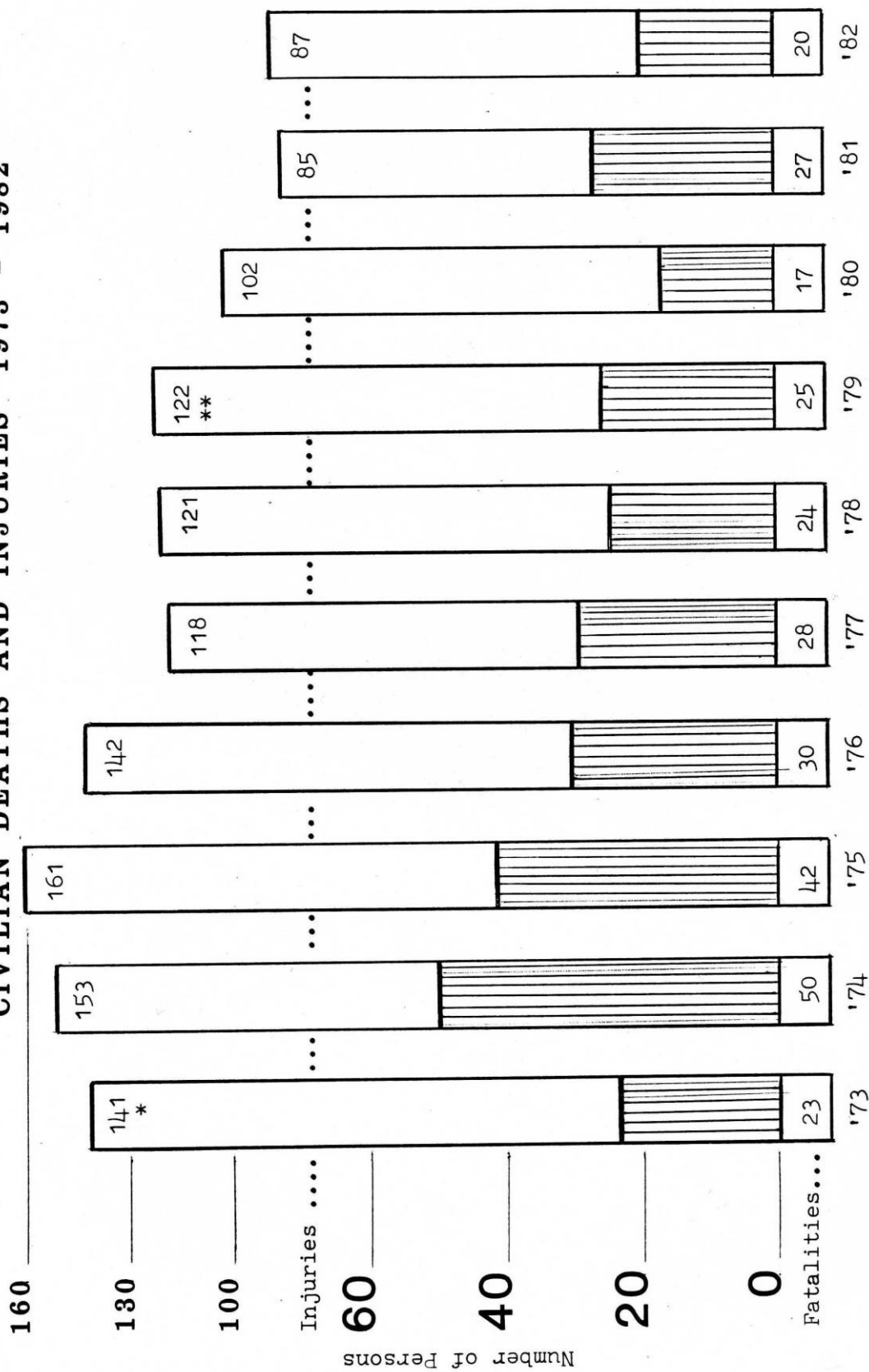
BOSTON FIRE DEPARTMENT

Ten Year Record of Alarms

		<u>Total</u>	<u>Fires</u>		<u>False</u>	
1973	-	47,933	22,096	46.1 %	13,772	28.7 %
1974	-	56,387	22,376	39.7 %	17,322	30.7 %
1975	-	63,775	24,571	38.5 %	18,376	28.8 %
1976	-	57,616	24,684	42.8 %	15,696	27.2 %
1977	-	58,151	20,847	35.8 %	15,573	26.8 %
1978	-	58,655	19,878	33.9 %	14,549	24.8 %
1979	-	55,307	18,690	33.8 %	14,336	25.9 %
1980	-	53,717	18,993	35.4 %	13,936	25.9 %
1981	-	50,010	15,190	30.4 %	12,988	26.0 %
1982	-	44,484	13,159	29.6 %	11,803	26.5 %

BOSTON FIRE DEPARTMENT

CIVILIAN DEATHS AND INJURIES 1973 - 1982



* Does not include 93 injured at subway fire on February 6, 1973

** Does not include 54 injured at two hotel fires on March 19, 1979

BOSTON FIRE DEPARTMENT

Alarms by Month - 1982

	<u>Stills</u>	<u>Boxes</u>	<u>Working Fires</u>	<u>Multiple Alarms</u>	<u>Total Alarms</u>	<u>Fires</u>	<u>False Alarms</u>
January	3147	187	5	7	3346	759	725
February	2785	198	3	16	3002	813	862
March	3483	232	13	14	3742	1191	1051
April	3813	199	4	14	4030	1397	1004
May	3729	208	6	17	3960	1267	1147
June	3470	199	5	23	3697	916	1067
July	3946	206	5	24	4181	1394	1017
August	3255	193	9	21	3478	1094	863
September	3196	143	8	9	3356	971	850
October	3761	209	9	13	3992	1127	1085
November	3752	174	8	11	3945	1202	1081
December	3563	178	6	8	3755	1030	1051
	-----	-----	--	---	-----	-----	-----
TOTAL	41,900	2326	81	177	44,484	13,159	11,803

BOSTON FIRE DEPARTMENT

Alarms by District

DISTRICT -----	AREA ----	1980 ----	1981 ----	1982 ----
District 1 -	East Boston	4021	3278	2800
District 2 -	Charlestown	2220	545	*
District 3 -	Downtown, North End Beacon Hill	3293	3999	4374
District 4 -	Back Bay, South End	4616	4289	4073
District 5 -	Roxbury, Fenway	4544	5027	5864
District 6 -	South Boston	4445	3806	3710
District 7 -	North Dorchester	5221	4840	4805
District 8 -	South Dorchester	4653	4448	3840
District 9 -	Jamaica Plain, Roxbury	5210	5266	5131
District 10 -	West Roxbury, Hyde Park	3968	3548	2762
District 11 -	Brighton	3867	3704	3319
District 12 -	Roslindale, Mattapan, Hyde Park	4704	4597	3563
District 13 -	(Special Service Area)	2876	2473	**

* District 2 Deactivated and added to District 3 on April 10,1981

** Special Service Unit (District 13) deactivated on October 14,1981. This unit comprised parts of Districts 5, 7, and 9.

TOTAL COMAPANY RUNS - THREE YEAR COMPARISON

		<u>1980</u>	<u>1981</u>	<u>1982</u>			<u>1980</u>	<u>1981</u>	<u>1982</u>
Engine	1	1743	1141	*	Ladder	1	1345	842	948
	2	1202	929	960		2	2561	1527	1298
	3	1757	1741	1639		4	2864	3251	3285
	4	1657	1607	1460		5	1366	288	*
	5	1233	954	937		6	2326	1923	2130
	7	1840	1923	2034		7	3674	3077	2496
	8	1238	1029	992		8	1672	367	*
	9	1211	1225	1331		9	1732	1111	1044
	10	1136	1143	1599		10	2762	2898	3066
	11	522	337	*		11	1865	1594	1345
	12	2134	578	*		13	2226	1774	*
	14	2660	2653	2445		14	1989	1671	1664
	16	1954	1784	1518		15	2630	2249	2293
	17	2634	2017	1704		16	2824	2301	1999
	18	2539	2187	1866		17	2214	2152	3010
	20	1152	944	830		18	2108	2095	2270
	21	2666	2840	2644		19	1367	1020	881
	22	2319	2085	2106		20	2515	195	*
	24	2952	2783	2333		21	1741	1102	814
	25	1683	154	*		22	929	253	*
	26	1542	411	*		23	3247	3008	2550
	28	2620	2469	2419		24	1757	1496	1646
	29	1692	1423	1264		25	1608	1215	1054
	30	1477	1229	1090		26	3000	3036	3372
	32	602	602	867		28	2010	1474	1223
	33	2467	2446	2673		29	2828	2336	2299
	34	903	248			30	3005	717	*
	36	778	592	*		31	25	7	*
	37	3096	3128	3190	Tower	1	1714	811	234
	39	951	1232	1980		2	1496	1066	30
	40	938	180	*	Rescue	1	2031	1215	1060
	41	1936	1775	1803		2	1774	1072	24
	42	2924	2973	2807	Lighting Plant	1	83	72	
	43	1971	146	*		2	107	32	*
	45	1895	489	*	TOTAL UNIT RESPONSES:				
	48	1572	1496	1301					
	49	739	658	219					
	50	1567	954	1042					
	51	1039	1010	809					
	52	2674	2392	1958					
	53	2159	2375	2129					
	54	40	12	*					
	55	1237	926	921					
	56	1006	969	802					
							1980	-	141,452
							1981	-	109,436
							1982	-	96,227

* Deactivated during 1981

BOSTON FIRE DEPARTMENT

Types of Alarms

	<u>1980</u>	<u>1981</u>	<u>1982</u>
1 Fires:			
Buildings	4193	3062	2535
Vehicles	3527	3501	3828
Grass - Brush	3544	2443	1416
Rubbish	4040	3141	2653
Dumpster - Compactor	3420	2677	2606
Other (Fence, Pole, Etc.)	269	366	121
	----	----	----
TOTAL	18,993	15,190	13,159
2 Overpressure, Rupture	13	29	28
3 Rescue Calls:			
Inhalators	705	538	441
Medical Assist	1128	1434	1365
Vehicle Accident - Injuries	1039	1227	753
Other Rescue Calls	1259	857	705
	----	----	----
TOTAL	4131	4073	3264
4 Hazard Calls - Gas Spill, Odor of Gas, Food on Stove, Etc.	4192	4311	4536
5 Service Calls - Lock Out, Water Leak, Police Matter, Etc.	6530	6004	4161
6 Alarm, No Fire - Smoke Scare, Friendly Fire, Etc.	2281	3362	2679
7 False Alarms:			
False Alarms	13,936	12,988	11,803
Alarm Malfunction	2156	2650	3038
Accidental Alarm	988	940	1341
Other	81	46	35
	-----	-----	-----
TOTAL	17,170	16,624	16,217
8 Mutual Aid:			
Fire or Covering	131	103	122
Line Boxes	267	278	298
	---	---	---
TOTAL	398	381	420
9 Miscellaneous Calls	9	36	20
	-----	-----	-----
GRAND TOTAL	53,717	50,010	44,484

FIRE STATISTICS

FIRES:	<u>1975</u>	<u>1976</u>	<u>1977</u>	<u>1978</u>	<u>1979</u>	<u>1980</u>	<u>1981</u>	<u>1982</u>
Buildings	6596	6254	5648	5287	4478	4193	3062	2535
Vehicles	6152	5744	4637	4225	4316	3527	3501	3828
Grass - Rubbish	3860	4596	3245	3190	2884	3544	2443	1416
Rubbish	5361	5492	4735	4335	3788	4040	3141	2653
Dumpster	2233	2284	2283	2565	2972	3420	2677	2606
Other	369	314	299	276	252	269	366	122
TOTAL FIRES	24,571	24,684	20,847	19,878	18,690	18,993	15,190	13,159

DOLLAR LOSS (millions) \$21.6 \$21.2 \$16.9 \$15.2 \$16.6 \$19.5 \$21.9 \$26.0

WORKING FIRES 226 189 168 135 100 113 108 81

MULTIPLE ALARMS:

2nd Alarms	136	130	95	88	69	92	99	92
3rd Alarms	37	40	37	28	33	27	29	38
4th Alarms	5	7	15	11	2	6	17	22
5th Alarms	13	6	4	13	4	5	7	6
6th Alarms	-	-	-	-	-	5	7	7
7th Alarms	-	-	-	-	-	1	4	6
8th Alarms	-	-	-	-	-	2	2	1
9th Alarms	-	-	-	-	-	1	2	5

TOTAL 191 183 151 140 108 139 167 177

NOTE: Nine Alarm running card in effect on February 4, 1980.

BOSTON FIRE DEPARTMENT

NUMBER OF ALARMS BY TIME OF DAY - 1982

